



The Parents' Guide to Google Classroom



What is Google Classroom?

Think of Google Classroom (GC)
as your child's digital link to learning
online.

Teachers use GC to share assignments,
homework, newsletters, and much more
with students AND parents!



Getting Started



Your child will be provided with a secure login and password that is unique to them.

Check to obtain this private information

Getting Started



1

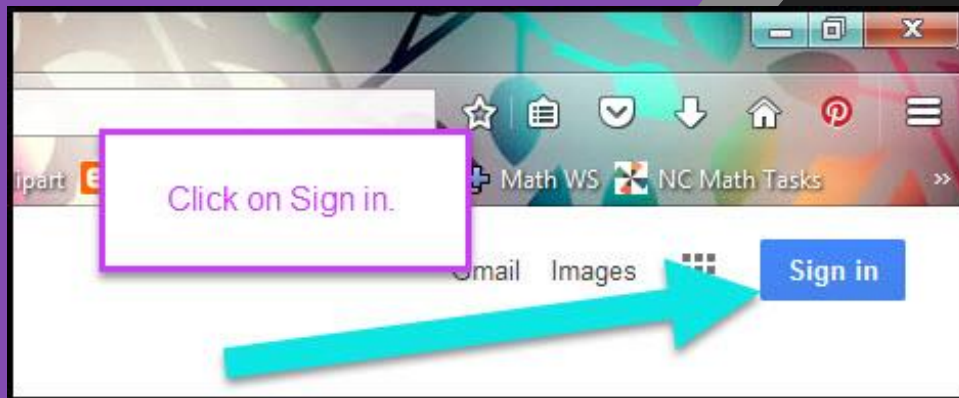
Click on the [Google Chrome](#) browser icon.

Getting Started



2 Type www.google.com into your web address bar.

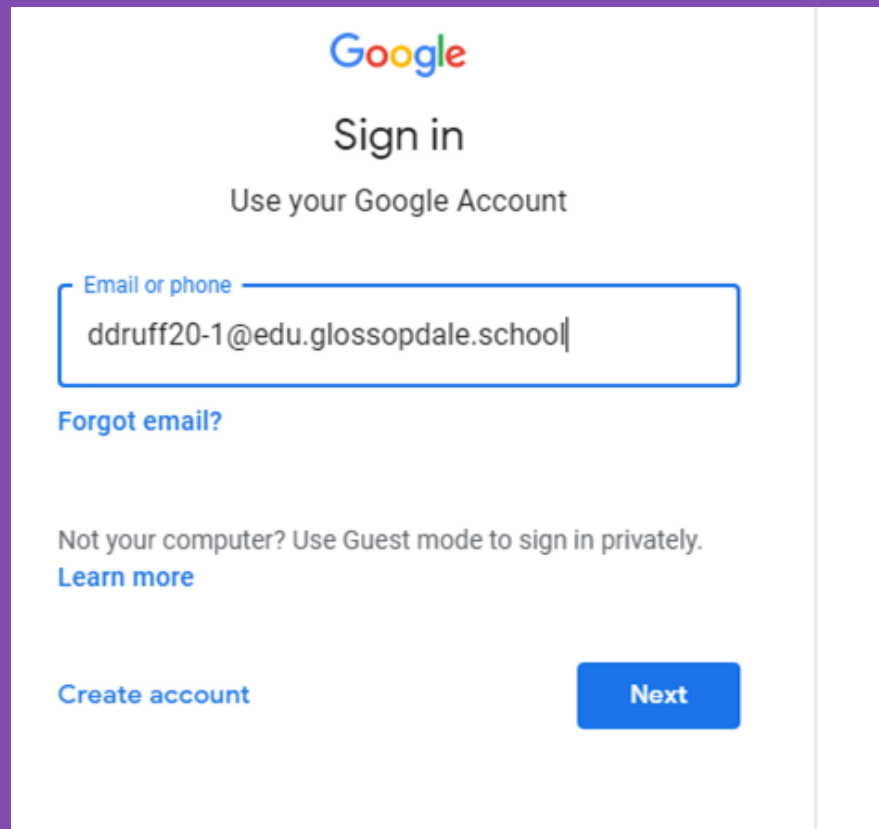
Getting Started



3

Click on **SIGN IN** in the upper right hand corner of the browser window.

Getting Started

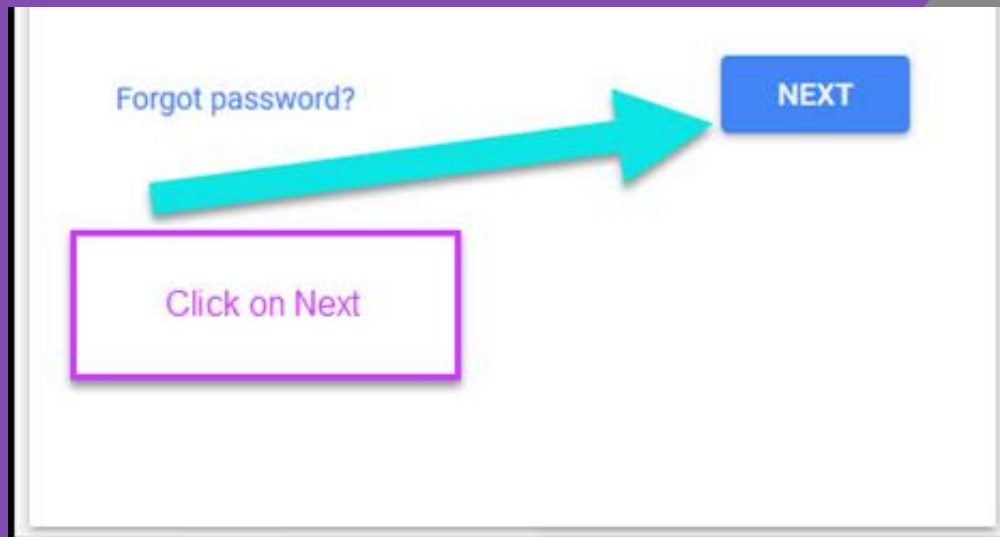


The screenshot shows the Google sign-in interface. At the top is the Google logo, followed by the text "Sign in" and "Use your Google Account". Below this is a text input field with the placeholder "Email or phone" and the text "ddruff20-1@edu.glossopdale.school". Underneath the input field is a link for "Forgot email?". Further down, there is a note: "Not your computer? Use Guest mode to sign in privately." with a "Learn more" link. At the bottom left is a "Create account" link, and at the bottom right is a blue "Next" button.

4

Type in your child's
Google Email address
& click "next."

Getting Started



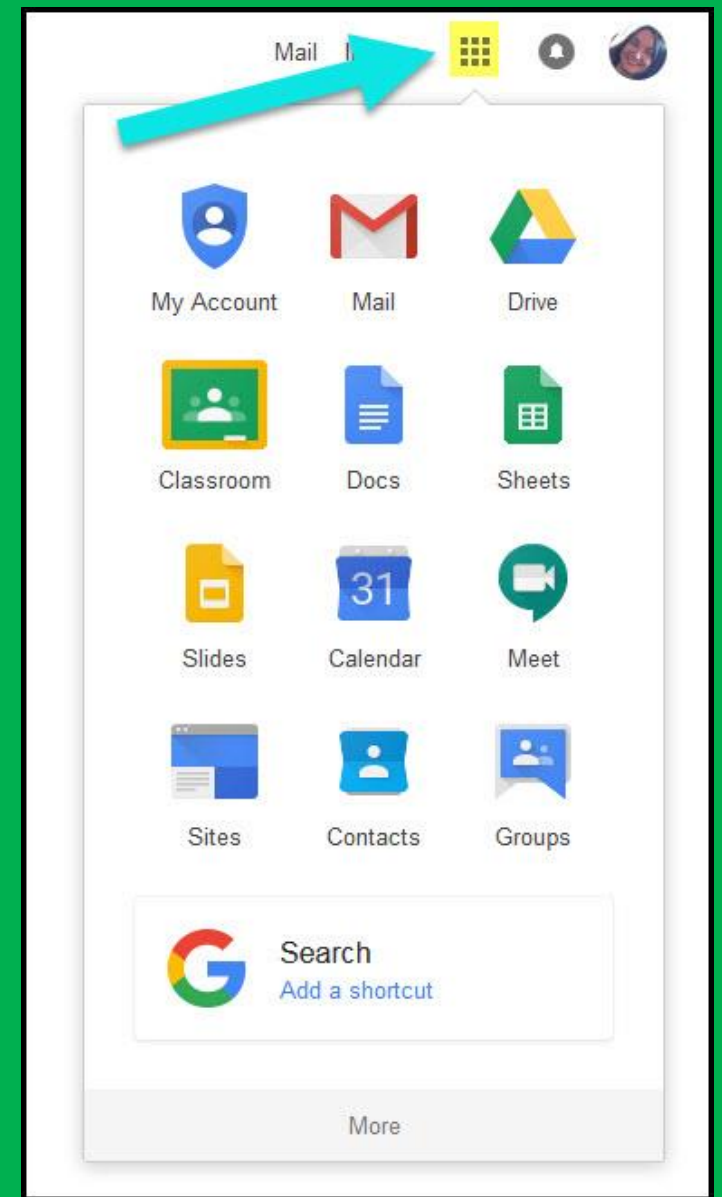
5

Type in your
PASSWORD
& click "next."

GOOGLE

CLASSROOM

Click on the 9 squares icon in the top right hand corner to see the Google Suite of Products!



GOOGLE ICONS TO RECOGNISE:



CHROME



DOCS



DRIVE




SLIDES



SHEETS



FORMS



CALENDAR



GMAIL



PHOTOS



MAPS



KEEP



CLASSROOM



MEET



HANGOUTS



SITES



CONTACTS



CLOUD



CLOUD SEARCH



YOUTUBE



NEWS



VAULT



MY ACCOUNT




GROUPS

Navigating Classroom

1

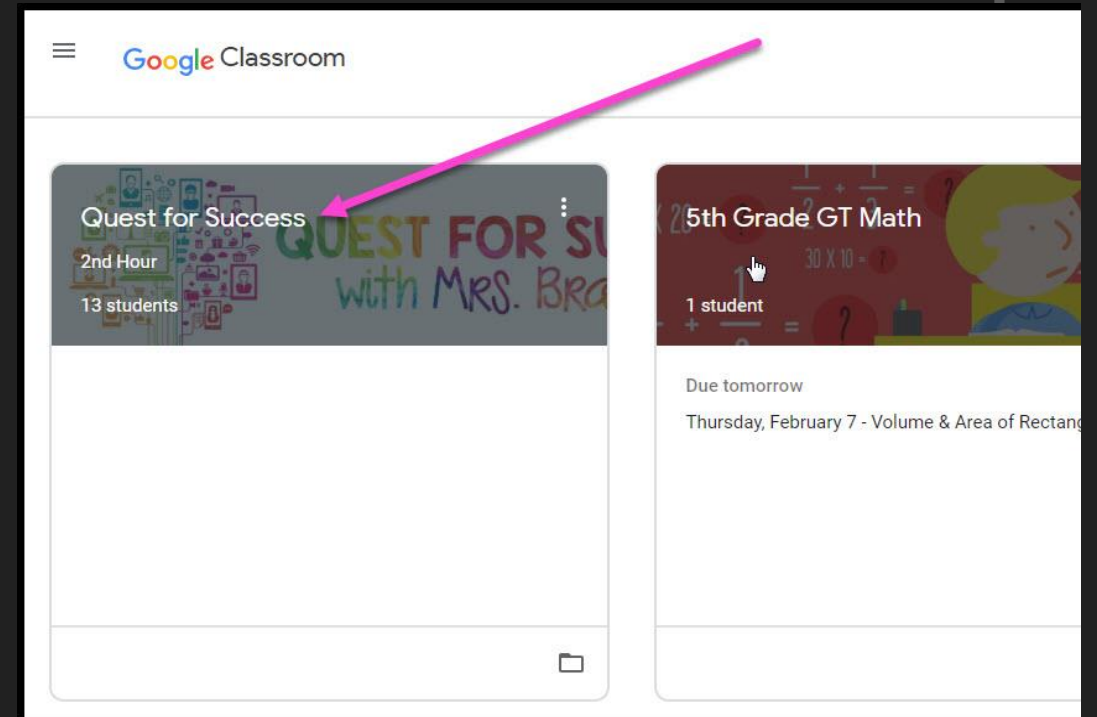
Click on the 9 squares button and then the [Google Classroom](#) icon.



Navigating Classroom

2

Click on the class you wish to view.



Navigating Classroom

4

Assignment
details

The screenshot displays the Classroom interface with the following elements and callouts:

- 1** Classwork Tab
- 2** View your work
- 3** Google Calendar
- 4** People
- 5** All topics
- 6** Benchmark Tests
- 7** For the Week of September 2 - 6
- 8** Due Today
- 9** Assigned
- 10** Attached files/links (Day 1 - Multistep Equatio... PDF, Day 2 - Variables on Both... PDF, Day 3 - Infinite & No Solu... PDF, Day 4 - Algebraic Propor... PDF)
- 11** View Assignment

1 Classwork Tab

2 See your Grades

3 See Due Dates

4 View your files

5 Topics available

6 Topic Headings

7 Assignment Title

8 Assignment Due Date


9 Assignment Status

10 Attached files/links

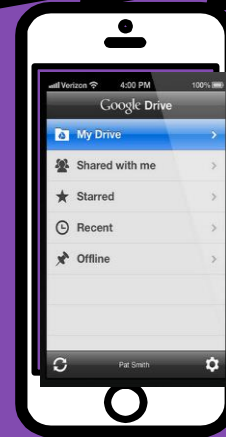
11 Click to view assignment

ACCESS

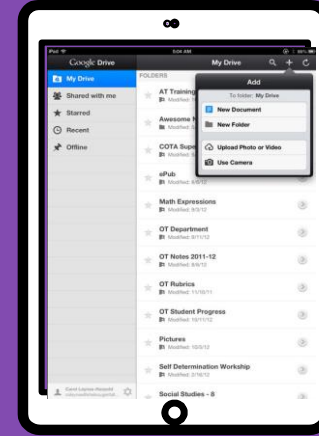
ANYWHERE



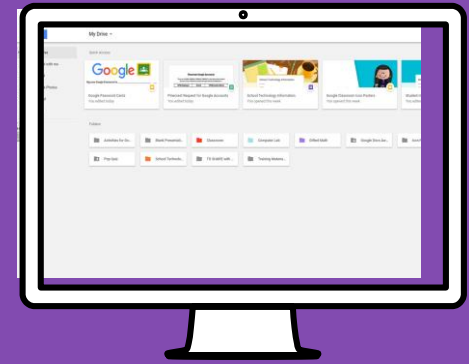
ANDROID



IPHONE



TABLET



DESKTOP





GOOGLE APPS

allow you to edit Google assignments from any device that is connected to the internet!



Download on the
App Store



GET IT ON
Google Play

QUESTIONS?



Just contact your teacher. We'll figure it out.