

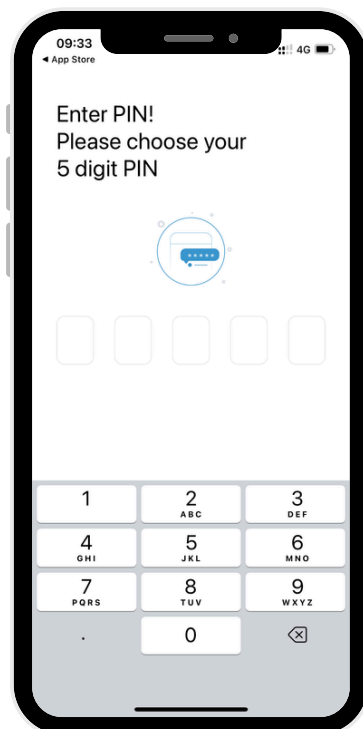
Bromcom Student App – Install Instructions

To use the Bromcom Student App on your phone, you will need both the Bromcom Student App downloaded on your phone and also access to your school provided email account.

Download the Student app to your device by opening your device app store and searching for “Bromcom Student App”. The icon for the app should look like the image below:



Once installed, launch the Student app. The app may ask for permissions to send notifications, it is your choice whether or not to allow this. You will then be prompted to enter a 5 digit PIN number. Make sure it is something you will remember.

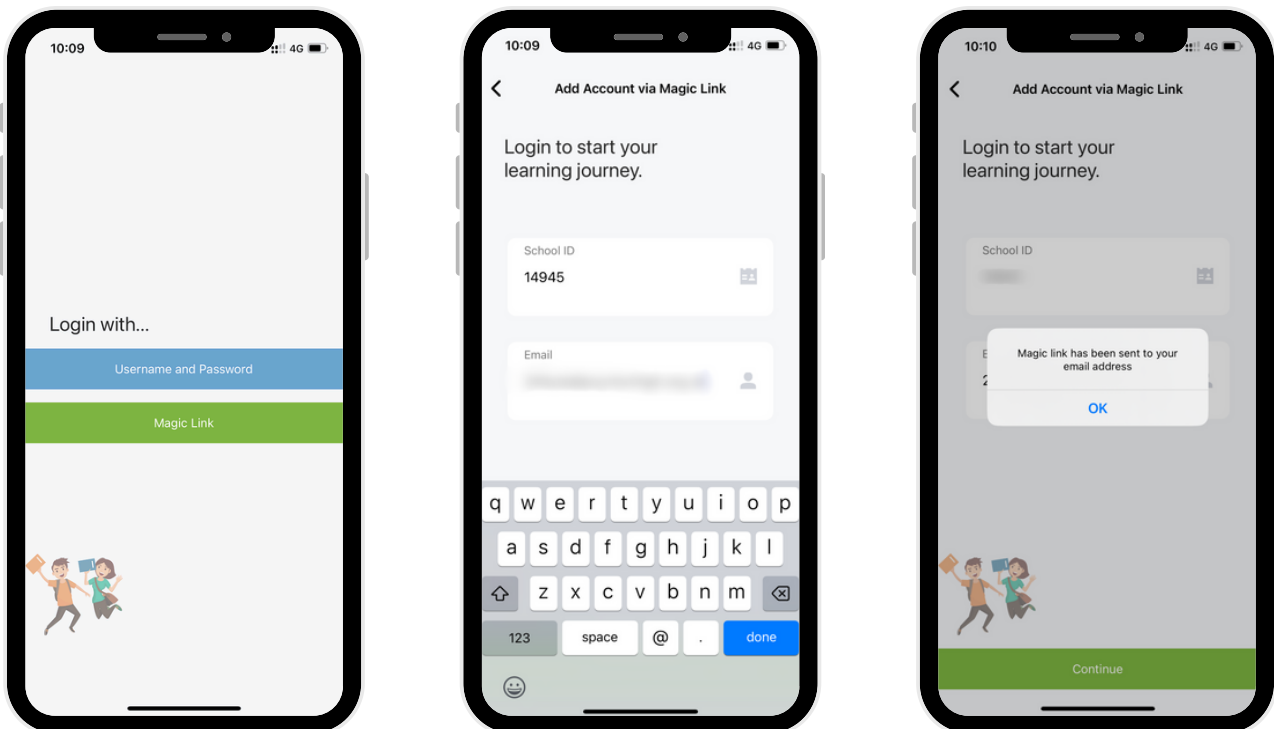


Once you have entered your PIN, you will be prompted to confirm it by entering the same PIN number.

You **MAY** also be asked to enable fingerprint, or FaceID as an alternative to using your PIN each time you open the app.

The app will connect with Bromcom by using a “Magic Link”. Click the button labelled “Magic Link” and fill in the form by entering the **School ID “14945”** and your full school email address, then press continue.

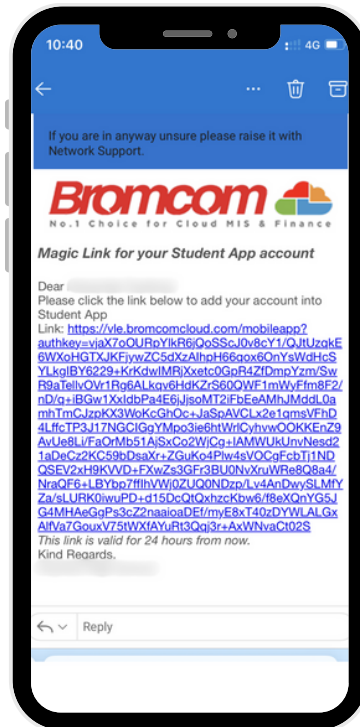
Your school email address takes the form of your school username (that you use to logon to a computer in school, followed by **@edu.glossopdale.school**. This is also the same logon you would use to access Google Classroom.



Once you have received notification saying “Magic link has been sent” you will need to access your school email account.

Your school email is provided via Google Gmail. On your phone, open your web browser and browse to <https://gmail.com> and ensure you are signed in with your full school email address and password. Your password is the same password that you use to login to Google Classroom. Alternatively you may download the Gmail app, and access your email using that instead.

When you have accessed your email, open the email from Bromcom and click on the link in the email to complete the sign up process. You must only click on this link on your phone.



You only need to go through this process once. Once the app is setup, when you open the app, login using either your 5 digit pin number or FaceID/Fingerprint.