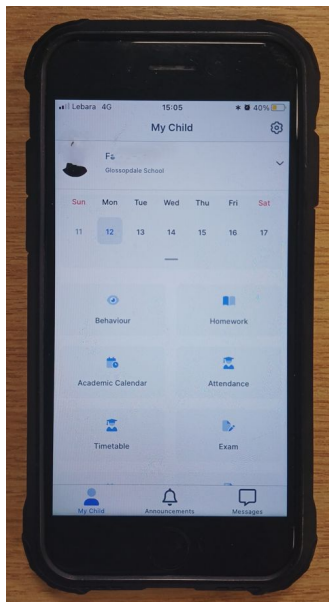


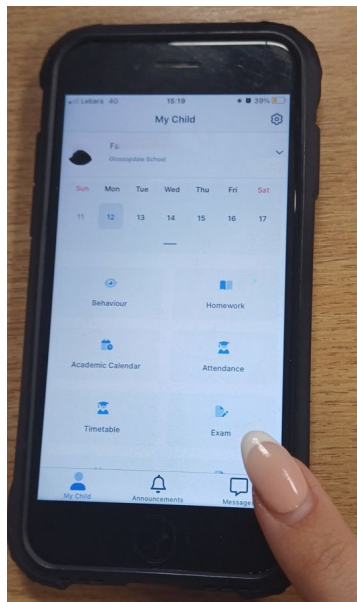
# Parent/Carer Guide: How to use the MCAS app to retrieve communications

MyChildAtSchool app (MCAS) is available to download for both Apple and Android devices.

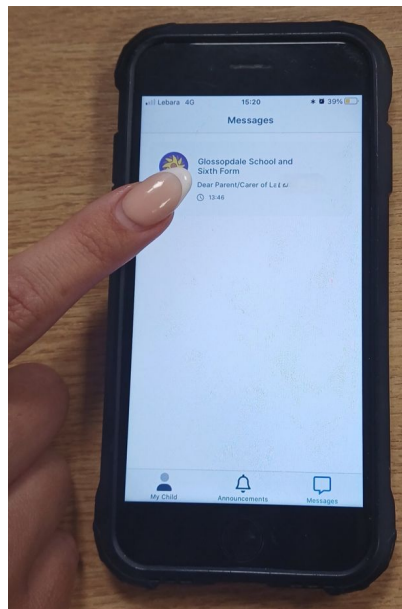
Please ensure that notifications are enabled in your phone's settings so you don't miss important messages from us.



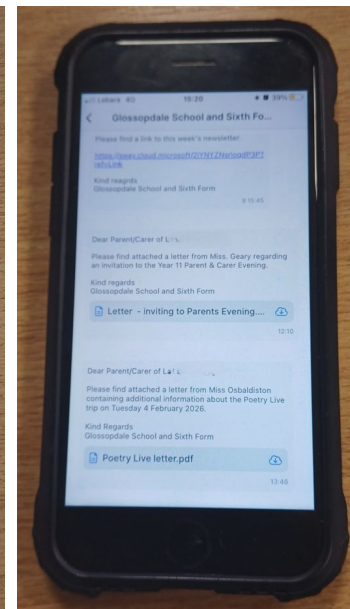
1) This is the app's home screen. If you have more than one child at the school, simply tap the student's name at the top of the page to switch between their profiles.



2) To access all messages sent from school for one, or all your children, choose the message icon in the bottom right hand corner.



3) You'll then be taken to this screen. At first, it may look like there's only one message for one of your children, but if you click here...



4) ... This section displays all the messages the school has sent to you regarding all your children. For communications specific to a particular student, we will begin the message with 'Dear parent/carers of [Student Name]' so you can easily identify which child it relates to.